

## COMMUNICATIONS

### EDUCATIONAL DISPLAY

Exhibitors may enter only **one exhibit per class**. These classes are open to all 4-H members and are especially appropriate for those projects which have no separate exhibit classes or for locally developed projects.

The exhibit may be a poster or a three-dimensional display. Individual exhibits are limited in size to 30" wide, 24" deep (front to back), and 36" high. Club exhibits are limited in size to 60" wide, 24" deep and 36" high.

Exhibits may include pictures, models, diagrams and actual articles if they qualify for the safety standards listed below. Drawings or photos which are an essential part of the display should be firmly attached to the board. Loose materials like soil, bark or sand must be displayed in closed containers. **No books or notebooks will be accepted as part of the display. The following materials will not be allowed on the display for safety reasons:**

- Living organisms-plants or animals or dead parts of animals or plants
- Any liquids
- Aerosol bottles or other pressurized gases
- Glass
- Hazardous substances
- Sharp items



An *Educational Display Exhibit Card* (000-01) must be attached to each exhibit. Judging criteria are outlined on the *4-H Educational Display Check Sheet* (000-02). Both are available from the county Extension Office or state 4-H website at: <http://oregon.4h.oregonstate.edu/fair-exhibit-and-contestmaterials>

Club exhibits are to be entered under the club name but must include the names of all members and leaders. This may be on a separate paper attached to the back of the exhibit.


**Each piece of an exhibit must have name, county and class number securely attached to it. All parts of the display should be attached to one another in some way to keep the exhibit together as a unit.** Single posters may be displayed by hanging or stapling to the wall. All other displays should be free standing. All information contained in the exhibit must be able to be viewed by the public by looking at the display.

**Note:** Fill in the blank in class number ( ) with one of the following numbers.

1 - Junior      2 - Intermediate      3 - Senior      4 - Club

\* **Club** (two or more members) Club exhibits must be entered under the club name.

214 100 00( ) Educational Display



## Cliff's Saw & Cycles, Inc

**CHAIN SAWS**



- Stihl • Homelite
- McCulloch • Poulan

**HONDA**

- Motorcycles
- Generators
- Lawn Mowers
- Snowthrowers

2619 10th Street  
(541) 523-2412  
Co-Owners: Mrs. Cliff  
(Sally) Farmer &  
Kip Farmer

Since 1958



## Good Luck & Have Fun!

# BETTY'S BOOKS

1813 Main St. • 514- 523-7551 or 888-202-6657 • Monday - Saturday 8:30 am - 5:30 pm



## PRESENTATIONS

Judging criteria are outlined on the Oregon 4-H Presentation Evaluation sheets Demonstrations and Illustrated Talks (211-001); Public Speaking (211-002) and Impromptu Speaking (211-003) available at the county Extension office and on the State 4-H website at: <http://oregon.4h.oregonstate.edu/fair-exhibit-and-contest-materials>

### General Information

1. 4-H Presentation divisions include demonstrations, illustrated talks, public speeches, and impromptu speeches.
2. Each county may enter up to three presentations in every class.
3. Members may have one entry in each division as long as the subject matter is different for each.
4. Members will be expected to use a microphone.
5. All contestants will be interviewed by the judge at the conclusion of their presentation.

### Demonstrations and Illustrated Talks

A demonstration shows how to do something. There is a finished product at the end. An illustrated talk is a way to share information with the use of visual aids.

1. Topic may be anything the member wants to share with others.
2. A member may not present the same topic more than once at the State Fair.
3. Teams will consist of two members. If one team member is a senior and the other an intermediate, the presentation should be entered in the senior division.
4. Each team or individual will have 25 - 30 minutes to set up, present, and clear the area. All work must be done by the 4-H member(s). The actual presentation should be between 3 - 10 min. - Junior; 10 - 20 minutes - Int./Sr. in length.
5. 4-H members must furnish all supplies and equipment required except for a table, easel and microphone. If other special equipment is needed, contact the Extension office prior to fair.
6. The use of notes is permitted. However, the excessive use of notes may be counted against the contestant at the judge's discretion.
7. During the presentation, contestants should introduce themselves by name, county, and topic.
8. Contestants should cite their major references at the conclusion of their presentation.
9. Anyone may ask questions of the contestant.

<b>211 600 011</b>	<b>Demonstration, Individual, Junior</b>
<b>211 600 012</b>	<b>Demonstration, Individual, Intermediate</b>
<b>211 600 013</b>	<b>Demonstration, Individual, Senior</b>
<b>211 600 021</b>	<b>Demonstration, Team, Junior</b>
<b>211 600 022</b>	<b>Demonstration, Team, Intermediate</b>
<b>211 600 023</b>	<b>Demonstration, Team, Senior</b>
<b>211 601 011</b>	<b>Illustrated Talk, Individual, Junior</b>
<b>211 601 012</b>	<b>Illustrated Talk, Individual, Intermediate</b>
<b>211 601 013</b>	<b>Illustrated Talk, Individual, Senior</b>
<b>211 601 021</b>	<b>Illustrated Talk, Team, Junior</b>
<b>211 601 022</b>	<b>Illustrated Talk, Team, Intermediate</b>
<b>211 601 023</b>	<b>Illustrated Talk, Team, Senior</b>



### Public Speeches

A public speech can be informational or persuasive. No visual aids may be used.

1. Topic may be anything the member wants to share with others.
2. A member may not present the same topic more than once at the State Fair.
3. Speeches should be between 3 - 8 min. - Juniors, 7 - 10 min. - Int./Sr. in length.
4. A microphone, table and easel will be provided.
5. The use of notes is permitted. However, the excessive use of notes may be counted against the contestant at the judge's discretion.
6. During the speech, contestants should introduce themselves by name, county, and topic.
7. Contestants should cite their major references at the conclusion of their speech.
8. Anyone may ask questions of the contestant.

- 211 602 011 **Public Speaking, Junior**  
 211 602 012 **Public Speaking, Intermediate**  
 211 602 013 **Public Speaking, Senior**

### Impromptu Speaking (not recommended for juniors)

The presenter must compose and deliver a speech with no prior preparation. No visual aids may be used.

1. Contestants will draw topics at random.
2. Once contestants draw a topic, they will have five minutes to prepare before they begin their speech. The contestant may write notes on one 3 x 5 inch notecard.
3. The speech should be 3 to 5 minutes in length.
4. During the speech, contestants should introduce themselves by name, county, and topic.
5. A microphone, table and easel will be provided.
6. No questions may be asked at the conclusion of the speech.

- 211 603 012 **Impromptu Speaking, Intermediate**  
 211 603 013 **Impromptu Speaking, Senior**

### Videography

Videography classes are open to all 4-H members and/or teams in all project areas. Members may enter **one exhibit per class**.

Suitable topics include project and non-project related subject matter. All portions of the video and sound must support the 4-H code of behavior. Audio or video parts not actually recorded by the member(s) must be from the public domain or not infringe on copyright. Public display of the video will be at the discretion of 4-H management. All audio or video parts not recorded by member must be given credit at the end of the movie. (Time for the credit roll does not count in the movie minutes)

Videos must be between 30 seconds and 10 minutes in length, not including the entry information at the beginning.

All exhibits must be accompanied by a Videography Exhibit Explanation Card (213-03). Judging criteria are outlined on the Videography Score Sheet (213-04). Both are available from the county Extension Office or state 4-H website at: <http://oregon.4h.oregonstate.edu/fair-exhibit-and-contest-materials>

To be eligible for judging, videos must be presented in a format viewable on any computer or uploaded to the website. Options and instructions are available from the county Extension office or the state 4-H website at: <http://oregon.4h.oregonstate.edu/communications-projects>

Fill in blank in class number ( ) with corresponding number for Junior, Intermediate, Senior, or Club/Team

- |               | 1 - Junior   | 2 - Intermediate | 3 - Senior | 4 - Club/Team |
|---------------|--|------------------|------------|---------------|
| 213 100 00( ) | <b>Promotional</b> (advertisements, public service announcements, other promotional pieces)        |                  |            |               |
| 213 200 00( ) | <b>Documentary</b> (oral history, travel log and other documentary pieces)                         |                  |            |               |
| 213 300 00( ) | <b>Educational</b> (would include "how to" or informational pieces)                                |                  |            |               |
| 213 400 00( ) | <b>Performance</b> (emphasize capturing a performance – not the quality of the performance itself) |                  |            |               |
| 213 500 00( ) | <b>Animation</b>   |                  |            |               |



*Good luck at the fair!*

**D & B**  
**S U P P L Y**  
 3515 Pocahontas • 541-523-6442